

Heritage
Design

Beauty

The beautiful
and smart way to heat
your home



Cast Iron Catalytic
Wood Stoves

VERMONT
CASTINGS

Strength

Heart of your home

Performance

Catalytic Wood Stoves



Where good times and efficient heat, meet.

The natural, even warmth of cast iron is enhanced with thermostatically regulated combustion air and the Vermont Castings™ signature conveniences of wood loading and ash handling make these stoves a great choice.

Our Catalytic Wood Stoves ensure that more smoke and combustible gasses are converted to useable heat under conditions where other stoves simply cannot.

Wood Stove Checklist

- ✓ Ask for a demonstration of top loading and the swing-out ash pan on your dealer's "live model" displays.
- ✓ Look at both catalytic and noncatalytic models; both have advantages.
- ✓ Look closely at the quality of the cast iron on a Vermont Castings™, and compare it to any other cast-iron products on the showroom floor. You will notice that Vermont Castings™ surfaces are smoother and more refined.
- ✓ Carefully consider the area to be heated. Choose the size stove that most closely meets those needs.

CATALYTIC WOOD STOVES

A higher efficiency heating machine, catalytic wood stoves are ideal for those who wish to supplant a major portion of their heating needs with their wood stove.

- Cleaner burning
- Higher efficiency
- Advanced features such as top-loading, swing-out ash pan and thermostatic control
- Longer burn times



Wood Made Easy

Easy Ash Handling: Throw away that ash shovel. The built-in grate and unique swing-out ash pan on certain models eliminate all the mess involved with removing ashes from your stove. The ash pan comes with a handled lid for easy removal and disposal. All Vermont Castings™ wood stoves include a mechanism for safe and easy ash removal.

Ergonomic Top Loading: Forget about bending over to wrestle a log through a stove's front door. Better yet, forget about ashes and sparks falling out the front loading door. Just lift the griddle's top and let gravity do the work for you. This is the cleanest and safest way to load a stove, and is standard on many of our wood stoves.

Thermostatic Control: "Set it and forget it" is a saying that can apply to Vermont Castings™ wood stoves. A thermostat automatically adjusts primary combustion air, so the stove delivers a more consistent and comfortable level of heat.



Encore Catalytic
in Bordeaux

Encore - Catalytic Standard Features

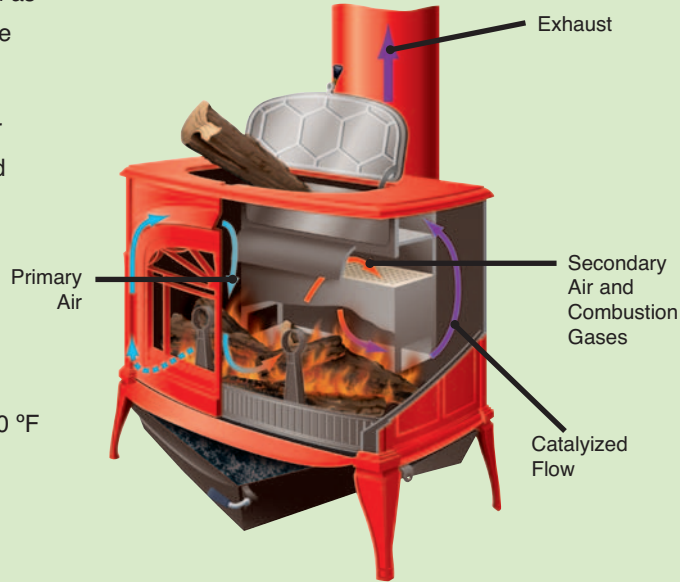
- High efficiency – more heat from less wood
- Automatic thermostat for steady heat
- Innovative swing-out ashpan and cover
- Clean, convenient top loading
- Polished cooking griddle
- Low smoke emissions
- Leg levelers for uneven hearth

Optional

- Custom sparkscreen for open door fire viewing (8" chimney only)
- Choice of Classic Black or six enamel colors: Bordeaux, Biscuit, Midnight Blue, Chestnut Brown, Ebony Black and Vermont Classic Green; plus four special order colors*
- Mobile home kit (U.S. only)
- Matching enamel pipe
- Clearance reducing custom heat shields
- Handy warming shelves
- Outside air kit
- 6" flue collar

How catalytic combustion works:

- 1) Primary air enters the stove through an access hole in the back and is preheated as it is drawn through the interior walls of the stove and air wash.
- 2) Thermostatically controlled secondary air mixes with the smoke (which is unburned wood gases) beginning the secondary combustion process and providing an optional mixture for greater efficiency.
- 3) The mixture passes through a catalytic combustor which lowers the smoke's burning temperature from 1,200 °F to 600 °F and causes it to ignite. This catalytic combustion turns that smoke and other pollutants into usable heat.



"Made
in Vermont"



**Intrepid II Catalytic
in Chestnut Brown**

Intrepid II - Catalytic Standard Features

- Compact size fits almost anywhere
- Clean-burning EPA rated 2.1 grams/hour
- High efficiency – more heat from less wood
- Automatic thermostat for even heat
- Handy ashpan
- Clean and convenient front and top loading

Optional

- Custom sparkscreen for open door fire viewing
- Choice of Classic Black or six enamel colors: Bordeaux, Biscuit, Midnight Blue, Chestnut Brown, Ebony Black and Vermont Classic Green; plus four special order colors.*
- Mobile home kit (U.S. only)
- Matching enamel pipe
- Clearance reducing heat shields
- Handy warming shelves
- Height-reducing short legs



**Defiant Catalytic
in Granite Gray**

Defiant - Catalytic Standard Features

- Largest Vermont Castings™ wood-burning stove
- Exceptionally large, unobstructed viewing area
- Firebrick protected fire back
- Automatic thermostat control operation
- Innovative swing-out ashpan and cover
- Reversible flue collar
- Clean, convenient top loading

Optional

- Custom sparkscreen for open door fire viewing (8" chimney only)
- Eight inch oval to six and eight inch round vent adaptors
- Choice of Classic Black or six enamel colors: Bordeaux, Biscuit, Midnight Blue, Chestnut Brown, Ebony Black and Vermont Classic Green; plus four special order colors*
- Mobile home kit (U.S. only)
- Matching enamel pipe
- Clearance reducing custom heat shields
- Warming shelves

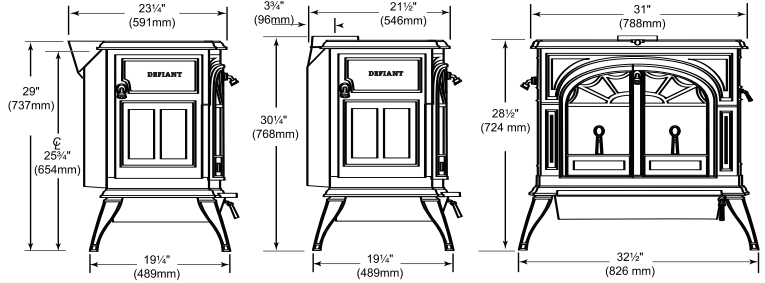
* **Special order colors:** Granite Gray, Sage Green, Country Cookware Gray and Brick Blue



Cast Iron Catalytic Wood Stoves

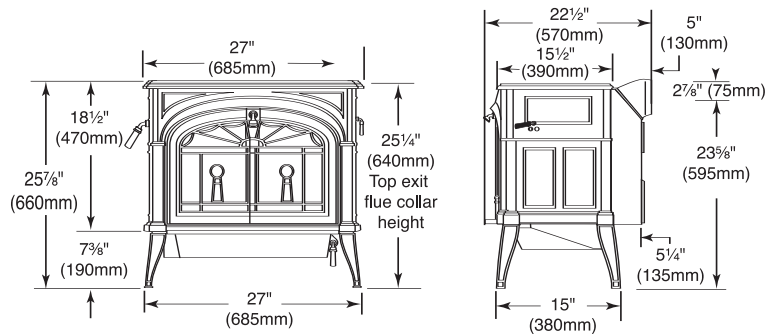
DEFIANT

Log Length: up to 24"
 Burn Time: up to 12 hours
 Heating Capacity: up to 2,400 sq. ft.
 Maximum Heat Output: 55,000 BTU's/hr.
 Efficiency Rating: 82.4%
 EPA Emissions Rating: 0.80 grams/hr.
 Weight: 480 lbs.
 Flue Collar: 8" oval, reversible (optional 6" collar**)
 Firebox Size: 3.2 ft.³
 Clearances (with optional shields)
 Back: 17"
 Corner: 17"



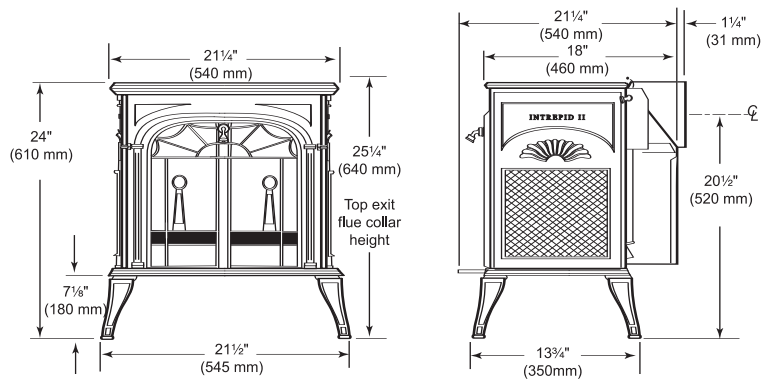
ENCORE

Log Length: up to 20"
 Burn Time: up to 10 hours
 Heating Capacity: up to 1,900 sq. ft.
 Maximum Heat Output: 47,000 BTU's/hr.
 Efficiency Rating: 76.7%
 EPA Emissions Rating: 1.6 grams/hr.
 Weight: 350 lbs.
 Flue Collar: 8" oval, reversible (optional 6" collar**)
 Firebox Size: 2.3 ft.³
 Clearances (with optional shields)
 Back: 19"
 Corner: 17"



INTREPID II

Log Length: 16"
 Burn Time: up to 6 hours
 Heating Capacity: up to 1,200 sq. ft.
 Maximum Heat Output: 27,000 BTU's/hr.
 Efficiency Rating: 81.1%
 EPA Emissions Rating: 2.1 grams/hr.
 Weight: 223 lbs.
 Flue Collar: 6" round, reversible
 Firebox Size: 1.3 ft.³
 Clearances (with optional shields)
 Back: 16"
 Corner: 12"



All Vermont Castings stoves meet Washington State emissions standards.

Burn times and heat outputs are based on laboratory testing using full loads of seasoned hardwoods, and may vary depending on how the stove is operated, type of wood and other factors. Average heating capacity is based on operation in building code-conforming homes under typical winter climate in New England, and also may vary. *Efficiency ratings are based on independent laboratory testing. **6" chimney permits closed door burning only.

www.vermontcastings.com
 www.majesticproducts.com
 ph: 1.800.525.1898



YOUR DEALER

© 2006 CFM Corporation - All rights reserved. Vermont Castings™ is a registered trademark of CFM Corporation. In the interest of constant product improvements, we reserve the right to change specifications without notice. Before installations, please read Installation Instructions and check all local Building Codes and Gas Regulations. Please see your Dealer or visit www.vermontcastings.com for complete warranty information.